






































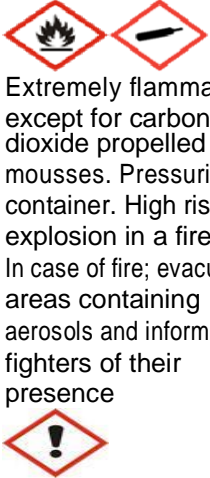
COSHH PLANNER





Product	Brand	Hazards	Exposure controls and PPE	Handling & Storage	Usage	Accidental Release	Disposal
1. Lightening (bleach) powder, emulsion, granules or paste		 Irritant & Inhalation (Dusty products)	 Adequate ventilation when mixing and applying	<ul style="list-style-type: none"> • Avoid inhalation of dry powder and contact with eyes and face. • Do not use on damaged skin. • Store in a cool, dry place away from direct sunlight and heat source. • Reseal container after use. 	<ul style="list-style-type: none"> • Avoid mixing with reducing agents i.e. perm lotions. • Adequate ventilation, preferably extraction, when mixing and apply in a well ventilated area • Do not use on paper or wood. 	<ul style="list-style-type: none"> • Clean up spilled powder • Dilute with water and mop up spillages 	<ul style="list-style-type: none"> • Dry powder: wash down the drain with plenty of water • Do not burn
2. Hydrogen Peroxide Solutions – up to 40% volume or 12% Neutraliser : As per Hydrogen Peroxide Solutions		 Irritant skin and eyes	 Do not use on damaged or sensitive skin. Avoid contact eyes and face	<ul style="list-style-type: none"> • Use non-metallic utensils. • Ensure no contact with easily combustible materials (paper) • Store in a cool, dry place away from direct sunlight and heat source. • Store in container provided • Replace cap after use • Store securely and prevent unauthorised use. 	<ul style="list-style-type: none"> • Use non-metallic utensils. • Do not mix with other chemicals other than recognised formulations as can be explosive. • Do not allow to dry on paper, hair or wood as combustion may occur 	<ul style="list-style-type: none"> • Dilute with water and mop up spillages 	<ul style="list-style-type: none"> • Wash down the drain with plenty of water • Do not burn
3. Perm and straightening products – alkaline type Neutraliser : As per Hydrogen Peroxide Solutions		 Irritant skin and eyes on prolonged contact	 Adequate ventilation when mixing and applying	<ul style="list-style-type: none"> • Avoid contact with eyes and face. • Do not use on damaged/sensitive skin. • Store in a cool, dry place away from direct sunlight and heat source. • Replace cap after use. 	<ul style="list-style-type: none"> • Avoid mixing with oxidising agents such as hydrogen peroxide or bleach powder, except as specified in usage instructions • Adequate ventilation, preferably extraction, when mixing and apply in a well ventilated area 	<ul style="list-style-type: none"> • Dilute with water and mop up spillages 	<ul style="list-style-type: none"> • Wash down the drain with plenty of water
4. Perm – exothermic type Perm Activator: As per Hydrogen Peroxide Solutions Neutraliser : As per Hydrogen Peroxide Solutions		 Irritant skin and eyes	 Adequate ventilation when mixing and applying	<ul style="list-style-type: none"> • Avoid contact with eyes and face. • Do not use on damaged/sensitive skin. • Store in a cool, dry place away from direct sunlight and heat source. • Replace cap after use. 	<ul style="list-style-type: none"> • Avoid mixing with oxidising agents such as hydrogen peroxide or bleach powder, except as specified in usage instructions • Adequate ventilation, preferably extraction, when mixing and apply in a well ventilated area 	<ul style="list-style-type: none"> • Dilute with water and mop up spillages 	<ul style="list-style-type: none"> • Wash down the drain with plenty of water









Product	Brand	Hazards	Exposure controls and PPE	Handling & Storage	Usage	Accidental Release	Disposal
5. Perm – acid type Neutraliser : As per Hydrogen Peroxide Solutions		 Irritant skin and eyes. Skin contact can cause an allergic reaction	 Adequate ventilation when mixing and applying	<ul style="list-style-type: none"> • Avoid contact with eyes and face. • Do not use on damaged/sensitive skin. • Store in a cool, dry place away from direct sunlight and heat sources. • Replace cap after use. 	<ul style="list-style-type: none"> • Avoid mixing with oxidising agents such as hydrogen peroxide or bleach powder, except as specified in usage instructions • Adequate ventilation, preferably extraction, when mixing and apply in a well ventilated area 	<ul style="list-style-type: none"> • Dilute with water and mop up spillages 	<ul style="list-style-type: none"> • Wash down the drain with plenty of water • Do not burn
6. Perm – cysteamine HCl type Perm Activator: As per Hydrogen Peroxide Solutions Neutraliser : As per Hydrogen Peroxide Solutions		 Irritant skin and eyes.	 Adequate ventilation when mixing and applying	<ul style="list-style-type: none"> • Avoid contact with eyes and face. • Do not use on damaged/sensitive skin. • Store in a cool, dry place away from direct sunlight and heat sources. • Replace cap after use. 	<ul style="list-style-type: none"> • Avoid mixing with oxidising agents such as hydrogen peroxide or bleach powder, except as specified in usage instructions • Adequate ventilation, preferably extraction, when mixing and apply in a well ventilated area 	<ul style="list-style-type: none"> • Dilute with water and mop up spillages 	<ul style="list-style-type: none"> • Wash down the drain with plenty of water
7. Relaxer		 Irritant skin and eyes. Can cause blindness	 Adequate ventilation when mixing and applying	<ul style="list-style-type: none"> • Follow directions to avoid skin and scalp burns, hair loss and eye injury • Store in a cool, dry place away from direct sunlight and heat source. • Replace cap after use. 	<ul style="list-style-type: none"> • Follow directions to avoid skin and scalp burns, hair loss and eye injury 	<ul style="list-style-type: none"> • Wipe spillages with disposable cloth • Wash area well with detergent to prevent slippery residue 	<ul style="list-style-type: none"> • Wash down the drain with plenty of water
8. Hair colorant – oxidative: a) Non-aerosol Developer: As per Hydrogen Peroxide Solutions		 Irritant skin and eyes. Can cause allergic reaction.  Liquid products may be flammable.	 Adequate ventilation when mixing and applying	<ul style="list-style-type: none"> • Liquid products may contain alcohol = flammable; keep small quantities in the salon for immediate use • Store in a cool, dry place • Keep liquid products away from direct sunlight and heat source. • Replace cap after use. 	<ul style="list-style-type: none"> • Skin allergy test as per manufacturer • Do not use product if client experienced previous reaction/scalp sensitive or itchy or skin damaged • Unexpected reaction; stinging, burning, rash during application rinse immediately with lukewarm water and discontinue use. • Advise client to seek and follow medical advice • Mixture must not come into contact with eyes, face or surrounding area • Do not use to dye eyelashes or eyebrows 	<ul style="list-style-type: none"> • Dilute with plenty of water and mop up spillages 	<ul style="list-style-type: none"> • Wash down the drain with plenty of water • Do not burn



Product	Brand	Hazards	Exposure controls and PPE	Handling & Storage	Usage	Accidental Release	Disposal
					<ul style="list-style-type: none"> • Use away from sources of ignition • After mixing with peroxide use immediately. Unused liquid product disposed of on completion of colour treatment 		
<p>8. Hair colorant – oxidative: b) Aerosol</p> <p>Developer: As per Hydrogen Peroxide Solutions</p>		 Irritant skin and eyes. Can cause allergic reaction.   Pressurised container. High risk of explosion in a fire. In case of fire; evacuate areas containing aerosols and inform fire fighters of their presence	 Adequate ventilation when mixing and applying	<ul style="list-style-type: none"> • Store away from direct sunlight and heat source. • Do not place in display windows exposed to the sun • Do not expose to temperatures over 50°C • Store containers in a cool dry place, preferably in 30mins fire resisting cupboard 	<ul style="list-style-type: none"> • Keep away from eyes • Do not spray on a naked flame/incandescent material/near infra red map hairdryers • Keep away from sources of heat and do not expose to temperatures over 50°C • Do not warm aerosols to ease removal of contents • Do not tamper with the valve or actuator in case of malfunction • Keep cap in place when not is use • Follow usage as per 8a hair colorant above • Adequate ventilation, preferably extraction, when mixing and apply in a well ventilated area 		<ul style="list-style-type: none"> • Do not pierce or burn aerosol container, even after use
<p>9. Colour Remover (See precautions for powder bleaching and Hydrogen Peroxide solutions , if relevant)</p>		 Irritant. Can cause allergic reaction. Inhalation (powder only)	 Adequate ventilation when mixing and applying	<ul style="list-style-type: none"> • Avoid inhalation and contact with eyes and face • Do not use on damaged/sensitive skin. • Use non-metallic utensils. • Store in a cool, dry place away from direct sunlight and heat source. • Reseal container after use. 	<ul style="list-style-type: none"> • Use non-metallic utensils. • Hydrogen peroxide may react with other chemicals to form dangerous, even explosive materials. • Avoid mixtures other than recognised formulations • Do not allow to dry on paper, hair or wood as combustion may occur 	<ul style="list-style-type: none"> • Dilute with plenty of water and mop up spillages 	<ul style="list-style-type: none"> • Unwanted or contaminated material wash down the drain with plenty of water • Do not burn
<p>10. Hair Colourant – direct dye– non oxidative a) Non-aerosol</p>		 Irritant. Can cause allergic reaction. Refer to manufacturers pack for declarable colorants which may require a skin allergy test before use.	 Adequate ventilation when mixing and applying	<ul style="list-style-type: none"> • Avoid contact with eyes and face. • Do not use on damaged/sensitive skin. • Store in a cool, dry place away from direct sunlight and heat sources. • Use away from sources of ignition Liquid products may contain alcohol = flammable; keep small quantities in the salon for immediate use 	<ul style="list-style-type: none"> • Skin allergy test if required by the manufacturer • Do not use on damaged skin • Lotion must not come into contact with eyes, face or surrounding area • Use away from sources of ignition 	<ul style="list-style-type: none"> • Dilute with plenty of water and mop up spillages 	<ul style="list-style-type: none"> • Wash down the drain with plenty of water • Do not burn

Product	Brand	Hazards	Exposure controls and PPE	Handling & Storage	Usage	Accidental Release	Disposal
		 <p>Liquid products may be flammable. Use a carbon dioxide or powder extinguisher</p>					
10. Hair Colourant – direct dye– non oxidative b) Aerosol		 <p>Irritant. Can cause allergic reaction. Refer to manufacturers pack for declarable colorants which may require a skin allergy test before use.</p>   <p>Pressurised container. High risk of explosion in a fire. In case of fire; evacuate areas containing aerosols and inform fire fighters of their presence</p>		<ul style="list-style-type: none"> • Store away from direct sunlight and heat source. • Do not place in display windows exposed to the sun • Do not expose to temperatures over 50°C • Store containers in a cool dry place, preferably in 30mins fire resisting cupboard 	<ul style="list-style-type: none"> • Keep away from eyes • Do not spray on a naked flame/incandescent material/near infra red map hairdryers • Keep away from sources of heat and do not expose to temperatures over 50°C • Do not warm aerosols to ease removal of contents • Do not tamper with the valve or actuator in case of malfunction • Keep cap in place when not is use <p>Follow usage as per 10a hair colorant direct dye– non oxidative Non-aerosol above</p> <ul style="list-style-type: none"> • Adequate ventilation, preferably extraction, when mixing and apply in a well ventilated area 		<ul style="list-style-type: none"> • Do not pierce or burn aerosol container, even after use
11. Hairspray: a) Non-aerosol		  <p>Inhalation Use a carbon dioxide or powder extinguisher</p>	Adequate ventilation when applying	<ul style="list-style-type: none"> • Avoid contact with eyes and face. • Do not use on damaged/sensitive skin. • Keep away from sources of ignition • Keep small quantities in the salon or immediate use only • Store containers in a cool dry place, preferably in 30mins fire resisting cupboard 	<ul style="list-style-type: none"> • Apply in a well ventilated area • Avoid excessive inhalation of spray • Do not spray on a naked flame/incandescent material/near infra red map hairdryers • Keep away from sources of ignition 	<ul style="list-style-type: none"> • Wipe spillages with a disposable cloth. • Wash area well with detergent solution to prevent sticky residues. 	<ul style="list-style-type: none"> • Do not burn
11. Hairspray: b) Aerosol		 <p>Inhalation</p>  	Adequate ventilation when applying	<ul style="list-style-type: none"> • Store away from direct sunlight and heat sources. • Do not place in display windows exposed to the sun • Do not expose to temperatures over 	<ul style="list-style-type: none"> • Keep away from eyes • Do not spray on a naked flame/incandescent material/near infra red map hairdryers • Keep away from sources of heat and do 		<ul style="list-style-type: none"> • Do not pierce or burn aerosol container,

Product	Brand	Hazards	Exposure controls and PPE	Handling & Storage	Usage	Accidental Release	Disposal
		Pressurised container. High risk of explosion in a fire. In case of fire; evacuate areas containing aerosols and inform fire fighters of their presence		50°C • Store containers in a cool dry place, preferably in 30mins fire resisting cupboard	not expose to temperatures over 50°C • Do not warm aerosols to ease removal of contents • Do not tamper with the valve or actuator in case of malfunction • Keep cap in place when not is use • Follow usage as per 11a hair spray inc. treatment sprays Non-aerosol above • Adequate ventilation, preferably extraction, when mixing and apply in a well ventilated area		even after use
12. Setting lotion and hair tonic – including coloured setting lotion and blow dry lotion		 Use a carbon dioxide or powder extinguisher		• Store containers in a cool dry place, away from direct sunlight and heat sources • Keep away from sources of ignition • Keep small quantities in the salon or immediate use only	• Keep away from eyes • Keep away from damaged or sensitive skin	• Dilute with water and mop up spillages	• Do not burn
13. Styling mousse/foam – including setting/conditioning mousse: a) Non-aerosol		 Use a carbon dioxide or powder extinguisher		• Store containers in a cool dry place, away from direct sunlight and heat sources Preferably in a 30 mins fire resisting cupboard	• Keep away from eyes • Do not spray on a naked flame/incandescent material/near infra red map hairdryers	• Dilute with water and mop up spillages	• Do not burn
13. Styling mousse/foam – including setting/conditioning mousse: b) Aerosol		 Extremely flammable except for carbon dioxide propelled mousses. Pressurised container. High risk of explosion in a fire. In case of fire; evacuate areas containing aerosols and inform fire fighters of their presence	Adequate ventilation when applying		• Keep away from eyes • Do not spray on a naked flame/incandescent material/near infra red map hairdryers • Keep away from sources of heat and do not expose to temperatures over 50°C • Do not warm aerosols to ease removal of contents • Do not tamper with the valve or actuator in case of malfunction • Keep cap in place when not is use • Follow usage as per 13a styling mousse/foam Non-aerosol above • Adequate ventilation apply in a well ventilated area		• Do not pierce or burn aerosol container, even after use

Product	Brand	Hazards	Exposure controls and PPE	Handling & Storage	Usage	Accidental Release	Disposal
14. Hair Styling gel		 May be flammable. Use a carbon dioxide or powder extinguisher		<ul style="list-style-type: none"> • Store containers in a cool dry place, away from direct sunlight and heat sources • Keep away from sources of ignition • Keep small quantities in the salon or immediate use only 	<ul style="list-style-type: none"> • Keep away from eyes • Keep away from damaged or sensitive skin 	<ul style="list-style-type: none"> • Dilute with water and mop up spillages 	<ul style="list-style-type: none"> • Do not burn
15. Glazes: a) Non-aerosol		 May be flammable. Use a carbon dioxide or powder extinguisher		<ul style="list-style-type: none"> • Store containers in a cool dry place, away from direct sunlight and heat sources • Keep away from sources of ignition • Keep small quantities in the salon or immediate use only Preferably in a 30 mins fire resisting cupboard 	<ul style="list-style-type: none"> • Do not spray on a naked flame/incandescent material/near infra red map hairdryers • Keep away from sources of ignition 	<ul style="list-style-type: none"> • Dilute with water and mop up spillages 	<ul style="list-style-type: none"> • Do not burn
15. Glazes: b) Aerosol		  Extremely flammable Pressurised container. High risk of explosion in a fire. In case of fire; evacuate areas containing aerosols and inform fire fighters of their presence	Adequate ventilation when applying	<ul style="list-style-type: none"> • Store containers in a cool dry place, away from direct sunlight and heat sources • Keep away from sources of ignition Keep small quantities in the salon or immediate use only Preferably in a 30 mins fire resisting cupboard	<ul style="list-style-type: none"> • Keep away from eyes • Do not spray on a naked flame/incandescent material/near infra red map hairdryers • Keep away from sources of heat and do not expose to temperatures over 50°C • Do not warm aerosols to ease removal of contents • Do not tamper with the valve or actuator in case of malfunction • Keep cap in place when not is use • Follow usage as per 15a Glazes Non-aerosol above • Adequate ventilation apply in a well ventilated area 		<ul style="list-style-type: none"> • Do not pierce or burn aerosol container, even after use

Chemical Symbols	Old	New	Hazard statements for labels	Precautionary statements for labels
Irritant/sensitisation			Example: H240 - Heating may cause an explosion H320 - Causes eye irritation H401 - Toxic to aquatic life	Example: P102 - Keep out of reach of children P271 - Use only outdoors or in well-ventilated area P410 - Protect from sunlight
Flammable/ Extremely Flammable				
Environmental				
Toxic				

Contains gas under pressure				
Longer term health hazards				
Corrosive	